

DATA SHEET

Wi-Fi THERMOSTAT

WHT-2000



Index

Product detail	1
Technical features	2

WHT-2000 Wi-Fi THERMOSTAT

The Warmset WHT-2000 Wi-Fi thermostat is specially designed for remote management of the temperature of radiant floor heating.

Its shape adapts to every type of property and furniture.

It can be controlled through a convenient smartphone app that manages its operation.

In the building's integrated heating system it is possible to connect the various thermostats to a control unit

load management.

It also adds other convenient functions such as holiday, ECO or anti-freeze mode. Available black or white.

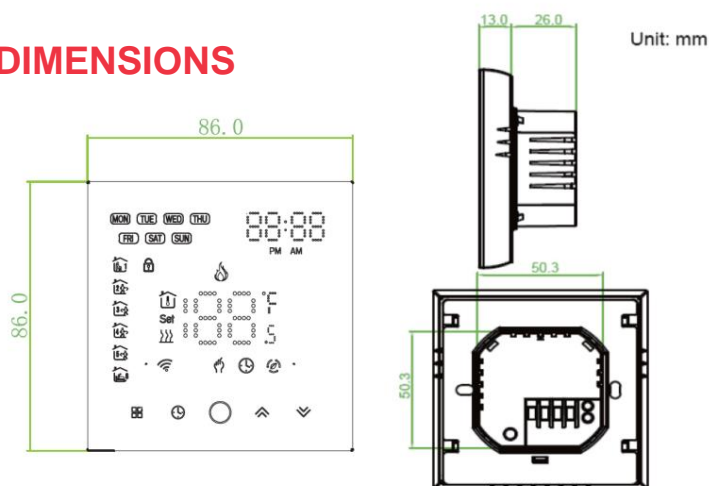


TECHNICAL FEATURES

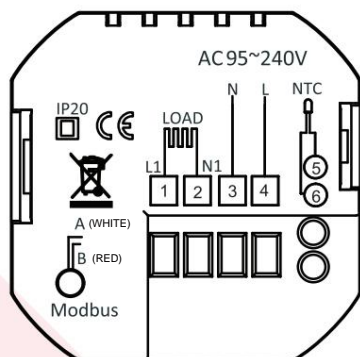
VOLTAGE	230VAC (120VAC OPTIONAL)
SENSORS	1 X NTC10K PROBE
OUTPUT	1X SWITCH RELAY(R1)
LOAD CAPACITY	MAX 16A
ROOM TEMPERATURE	-5°C ~ +45°C
FLOOR TEMPERATURE	-5°C ~ +90°C
COLORS	WHITE BLACK
RH HUMIDITY	0~95% (ANTI-CONDENSATION)
SENSITIVITY	+/- 1 °C FOR +20 °C
DIMENSIONS	120x80x20 mm (LXHxD) - Horizontal
BACKLIGHT DURATION	5,000 HOURS
DEGREE OF PROTECTION	IP30

TECHNICAL FEATURES

DIMENSIONS



WIRING



MANAGEMENT APP

The APP with which you can manage the thermostat can be downloaded from AppleStore or GooglePlay by following the QR codes below



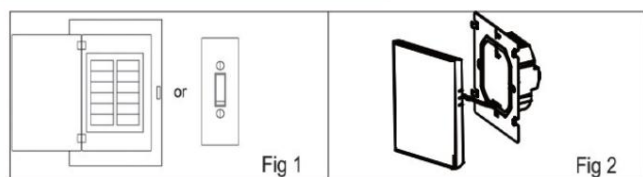
iOS



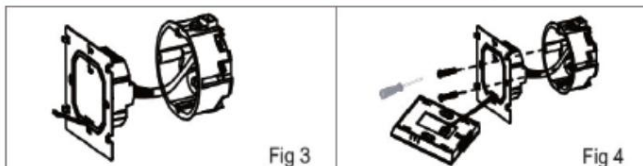
Android

INSTALLATION

Step 1. Turn off the power Step 2.
Unhook the thermostat from its base



Step 3. Connect power, charge into appropriate terminals (see "Wiring" for details and Fig 3).
Step 4. Attach the mounting plate to the wall with screws.



Step 5. Fix the thermostat body and mounting plate by rotation. See figure 5.
Step 6. Installation complete. See figure 6.

